

## Recommended Steps:

# Putting On Personal Protective Equipment (PPE) for Visitors of COVID-19 Patients



### 1. Perform Hand Hygiene (required)

### 2. Put on Gown (optional)

• Tie neck and waist ties securely

### 5. Put on Gloves (optional)

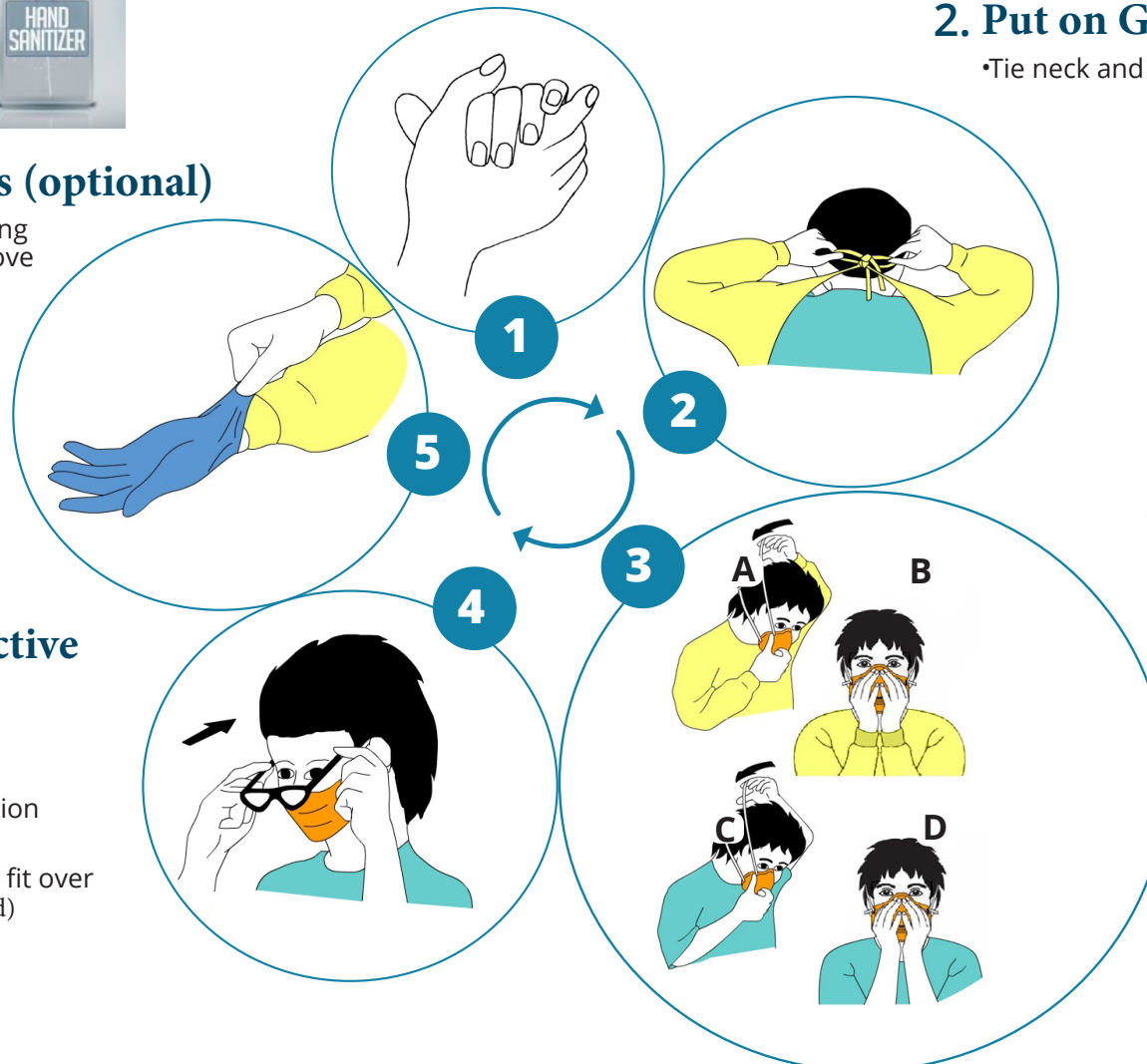
- Put on gloves, taking care not to tear glove

### 4. Put on Protective Eyewear (optional)

- Put on eye protection and adjust to fit
- Face shield should fit over brow (recommended)

### 3. Put on hospital grade mask or N95 type mask (no cloth masks)

- Place mask over nose and under chin
- Secure ties, loops or straps
- Mold metal piece to your nose bridge



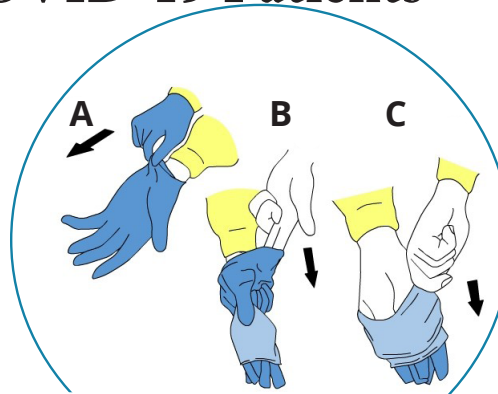
For more information, please contact CDC for Management of Visitors to Healthcare Facilities /COVID-19. <https://www.cdc.gov/coronavirus/2019-ncov>

## Recommended Steps:

# Removing Personal Protective Equipment (PPE) for Visitors of COVID-19 Patients

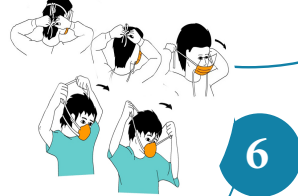
## 1. Remove Gloves

- Grasp glove near the wrist
- roll the glove inside-out
- Put the first glove inside the second glove and remove
- Discard immediately

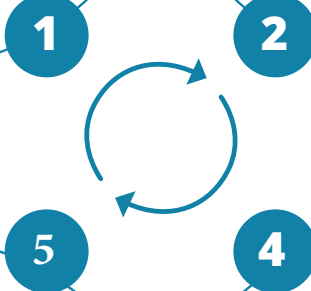


## 6. Mask Removal

Masks are required in all areas of HCMC. Mask must cover nose and mouth. Masks are **NOT** to be removed until you have left the facility.

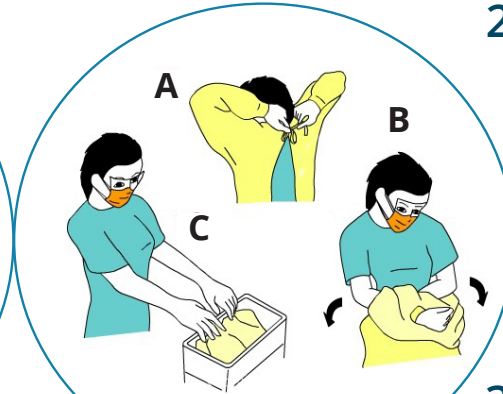


## 5. Perform Hand Hygiene (Required)



## 2. Remove Gown

Untie waist ties, then neck ties, pull the gown forward from the neck ties and roll it so that the outside of the gown is inside. Discard.

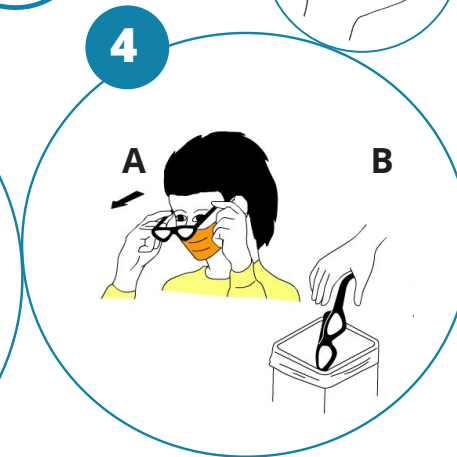


## 3. Perform Hand Hygiene (Required)



## 4. Remove Eye Protection

Personally-owned eyewear should be cleaned after use



For more information, please contact CDC for Management of Visitors to Healthcare Facilities /COVID-19. <https://www.cdc.gov/coronavirus/2019-ncov>