


Henry County: By the Numbers

HIC HENRY COUNTY MIC MEDICAL CENTER



Henry County Ranks 73 out of 95 counties in Tennessee for Health Behaviors.

Henry County has a higher population of disabled at 17.1%

Henry County has a higher percentage of Seniors at 23.8% of the population



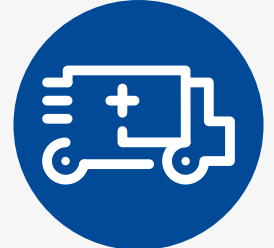
Teen Births are more than double the national average at 39 per 1,000 females ages 15-19.

Approximately 12% of Henry Countians do not have Health Insurance.



"Demographics, Social and Economic Factors Impact Health."

Henry Countians have lower per capita income, higher percentage of children in single-parent households (31%) and higher unemployment rate (4.1%). We also have a shortage of primary care providers in the community..



34%
Obese Adults

27%
Adult Smoking



34%
Physical Inactivity

24%
Poor or Fair Health




16%
Excessive Drinking

38%
Alcohol Impaired Driving Deaths



18%
Diabetes Prevalence



5.7 Poor Mental Healths Days Reports in the last 30 days.

Learn more at www.hcmc-tn.org